



# Hyundai Car Care Express Dealer Tools and Equipment

Hyundai Assurance Car Care Express dealerships are required to have Equipment and Tools necessary to perform Hyundai Assurance Car Care Express services. The Dealer is required to purchase any and all items if they do not have them available for their Car Care Express service bays and technicians.

This brochure lists the Car Care Express Equipment and Tools available through the Hyundai Dealer Equipment Program.

## EQUIPMENT

Car Care Express Equipment	Quantity per Bay	Location	Comment
Vehicle Memory Saver or Jump Box with Memory Saver Adaptor to OBD Connector	Shared	ES Shop	
Air and Water lines	1	ES Shop	
Battery Tester with Printer	1	ES Shop	
Digital Tire Inflator	1	ES Shop	
Drop Light – Flash Light	1	ES Shop	
Fender Covers	2	ES Shop	
Fluid Evacuator	Shared	ES Shop	
Funnels	1 set	ES Shop	
Oil Drain Container with Tool Storage	1	ES Shop	
Oil Drain Pan	1	ES Shop	
Oil Storage and Dispensers	1	ES Shop	
Parts Storage Cabinet or Shelving	Shared	ES Shop	Can be shared or one (1) per bay, dealer preference
Tire Crayons	1	ES Shop	
Vehicle Hoist	1	ES Shop	

## TECHNICIAN TOOLS

Car Care Express Equipment	Quantity per Technician	Location	Comment
Battery Maintenance Kit	1	Technician	
Brake Gauge – Color Coded by Size	1	Technician	
Coolant Hydrometer	1	Technician	
Grease Gun	1	Technician	
Hood Prop Support	1	Technician	
Impact Wrench – 1/2" Air or Electric	1	Technician	
Oil Filter Wrenches	1 set	Technician	
Roll Cart – Tool Storage and Portability	1	Technician	
Socket set 3/8" drive	1	Technician	Metric
Sockets, Deep Impact	1 set	Technician	Metric
Sockets, Shallow Impact	1 set	Technician	Metric
Tire Tread Depth Gauge	1	Technician	
Torque Sticks	1 set	Technician	
Torque Wrench 1/2" ft.-lbs.	1	Technician	Metric
Wheel Cover Removing Tool	1	Technician	
Wire Brush	1	Technician	

Other options/products available!

To order call 1-866-539-4248, option 2  
or visit [HyundaiDealerSolutions.com](http://HyundaiDealerSolutions.com)

Prices subject to change without notice.  
All sales are F.O.B. shipping point.  
Prices effective through 9/30/23.

# ***The Hyundai Dealer Equipment Program Advantage***

## **We Offer:**

- **OEM Approved Equipment Tailored to Meet Your Shop's Needs**
- **Experienced Personnel**  
Industry-leading field sales organization. Our technical specialists will provide assistance on product selection, application, service and support for "One Stop Shopping" on all service department needs.
- **Customer Service Support**
  - World Class Service
  - Order/Delivery Status
  - Technical Support
- **Equipment and Systems Planning Services**
- **Flexible Payment Options**
  - Hyundai Open Account
  - Financing & Leasing Programs
  - Major Credit Cards: Visa, MasterCard, American Express
  - Check, Money Order
- **A Minimum One Year Parts and Labor Manufacturer's Warranty**
- **Factory Direct Shipments**
- **Installation & Training Assistance**

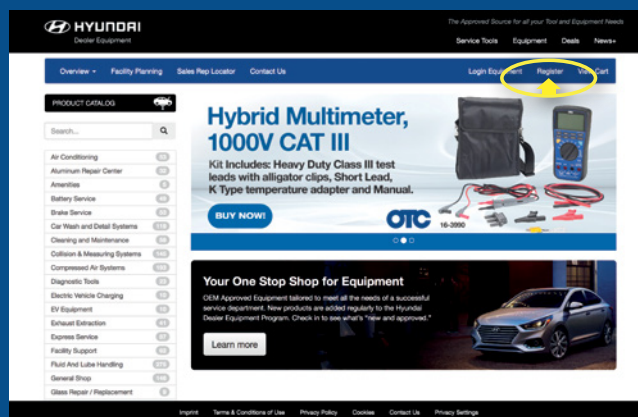
## ***The Complete Source for Your Service Center***

For additional information on our special discounts or promos, contact 1-866-539-4248 or your local field representative.

# Register Today!

at **HyundaiDealerSolutions.com/register**

- Log-in for promotional pricing every time you visit.
- Keep up-to-date on all the latest approved equipment.
- Check your email for exclusive offers and special promotions!



# Leasing Programs to Meet Your Needs

Whether you're expanding your Dealership or updating equipment, our 3rd party leasing partners offer some of the best lease rates available. Our partners are committed to unparalleled customer service and full facility leasing options. Call today for more information on the latest programs offered through Balboa Capital, GreatAmerica Financial Services Corporation and Huntington Vendor Finance.

## Lowest payment pledge from Balboa Capital.



- Balboa will guarantee the lowest payment, apples to apples
- Funding available up to \$10MM
- Credit decisions in less than 1 hour for deals less than \$150k
- Convenient electronic documentation

**David L. White**  
**925-519-2932**

## GreatAmerica – Helping you get there.



Whether “there” means upgraded service equipment or new technology, GreatAmerica provides hassle-free financing tailored to meet your needs. Find out how dealerships across the country benefit from the GreatAmerica Experience.

**Automotive Team**  
**Call 800-487-3636**  
[automotiveteam@greatamerica.com](mailto:automotiveteam@greatamerica.com)







## Huntington Vendor Finance – Success Built on Trust.













- Knowledgeable industry expertise
- Competitive and convenient finance solutions
- Focus is on building relationships
- Direct financing and independent decision making

**Paul Knowlton**  
**415-933-9693**  
[paul.knowlton@huntington.com](mailto:paul.knowlton@huntington.com)





EQUIPMENT	Price*	Qty. per Bay	Location	Part Number
<b>Air and Water Lines</b>				
<b>Air and Water lines — Balcrank Open Air/Water Hose Reel</b> <ul style="list-style-type: none"> <li>• Low pressure hose reel.</li> <li>• Wide beam structural parts.</li> <li>• 8-position locking precision die cast latch.</li> <li>• Machined thick wall hub parts.</li> <li>• 5-position outlet arm.</li> <li>• Wide 6-roller outlet.</li> <li>• 1/2" x 50' hose.</li> </ul>	\$641.00	1	ES Shop	44-2120-020  <b>Balcrank</b>
<b>Battery Tester with Printer</b>				
<b>CADEX 12 volt "Rapid RC Battery Tester" with Printer</b> <p><b>Applications:</b> Universal (for use on 12 volt batteries only, not suitable for 6 volt or PHEV/HEV Hybrid batteries).</p> <p><b>NOTE:</b> The CADEX battery tester is approved for warranty and conducts up to three tests: RC, CCA and High-Resistance testing, depending on the test mode in 1.2 minutes from start to finish, including printout. This enables technicians to quickly verify battery health.</p>	\$1,777.56	Shared	ES Shop	J-51807  
<b>Fender Covers</b>				
<b>Fender Cover, black, PVC</b> <ul style="list-style-type: none"> <li>• Large 2 x 3 ft. surface grabs small parts and tools to prevent them from dropping.</li> <li>• Unique design and construction provides grip and cushioning against the protected areas of the vehicle.</li> <li>• 10 per box.</li> </ul> <p><b>Also Available:</b>  <b>544-FB-P9933-43</b> Blue Fender Cover, box of 10. <b>\$105.00</b></p>	\$105.00	2	ES Shop	544-FB-P9933-84  

EQUIPMENT	Price*	Qty. per Bay	Location	Part Number
<b>Funnels</b>				
<b>Funnels — Lisle Threaded Oil/Transmission Funnel</b> <ul style="list-style-type: none"> <li>• Width: 5" at mouth.</li> <li>• Width: 9/16" at insert end.</li> <li>• Length: 17-1/4".</li> <li>• Made of durable polyethylene.</li> </ul>	\$12.00	1 set	ES Shop	223-19802  
<b>Oil Drain Container with Tool Storage</b>				
<b>Oil Drain Container with Tool Storage — Graco Oil King 25 Gallon Used Oil Receiver</b> <ul style="list-style-type: none"> <li>• Polyethylene tank with used filter tray.</li> <li>• Tool holders.</li> <li>• 4" capped port and site gauge.</li> <li>• All hardware for top side evacuation or bottom drain.</li> </ul>	\$799.00	1	ES Shop	11-238-866  
<b>Oil Drain Pan</b>				
<b>Oil Drain Pan — Lisle Oil Drain Pan</b> <ul style="list-style-type: none"> <li>• Plastic drain pan with pour spout.</li> <li>• The pan is 4" deep, 14" wide to the spout.</li> </ul>	\$14.00	1	ES Shop	319-LIS17932  





EQUIPMENT	Price*	Qty. per Bay	Location	Part Number
<b>Fluid Evacuators</b>				
<b>Fluid Evacuators — JohnDow Industries 20 Gallon Fluid Evacuators with Transparent Bowl</b> <ul style="list-style-type: none"> <li>Designed to remove used oil and other fluids from any vehicle when conventional draining methods are not practical.</li> <li>Charged unit is completely portable and fluid removal can be done almost anywhere without the need of an air hose.</li> <li>Fluid evacuators remove used oil and other "non-flammable" fluids from almost any vehicle using compressed air and an on-board venturi vacuum process.</li> <li>Transparent Recovery Bowl with 2-gallon capacity gives the operator the option to check quantity and quality of oil prior to discharging into the tank below.</li> <li>Bowl is heat-resistant with a 212° F maximum working temperature.</li> </ul> <p><b>NOTE: 320-20COMBO-B-01</b> Replacement Transparent Recovery Bowl for JDI-20EV-B. <b>\$327.00</b></p>	\$729.00	Shared	ES Shop	320-JDI-20EV-B    
<b>Oil Storage and Dispensers</b>				
<b>Oil Storage and Dispensers — Samson 230 Gallon Cubet</b> <ul style="list-style-type: none"> <li>Includes: Tank, Pump, Reel, Electronic Meter.</li> <li>ULC Listed.</li> <li>Space-saving, only 34" of floor space.</li> <li>Fluid level is always visible.</li> <li>Will not rust or leak.</li> <li>Package ships completely assembled.</li> <li>140 gallon and 330 gallon packages also available.</li> <li>Dual containment steel basket is also available.</li> </ul>	\$2,916.00	1	ES Shop	651-3232    









EQUIPMENT	Price*	Qty. per Bay	Location	Part Number
<b>Parts Storage Cabinet or Shelving</b>				
<b>Parts Storage Cabinet or Shelving — Equipto Storage Cabinet</b> <ul style="list-style-type: none"> <li>• 3-point locking door (lock included).</li> <li>• Shelves adjust on 2" centers.</li> <li>• Shelf capacity: 225 lbs.</li> <li>• Dimensions: 36" w x 18" d x 78" h.</li> </ul> Available in 4 colors: Office Gray, Putty, Regal Blue, Cherry Red.  <b>NOTE:</b> Specify color on order. Unit comes with keyed locks. Multiple units can be keyed alike if requested.  <b>NOTE:</b> Can be shared or one (1) per bay. Dealer Preference.	\$760.00	Shared	ES Shop	149-1710    
<b>Parts Storage Cabinet or Shelving — Stanley Vidmar Storage Cabinet</b> <ul style="list-style-type: none"> <li>• Cabinet Height: 33".</li> <li>• Drawers: 5.</li> <li>• Compartments: 92.</li> </ul> <b>NOTE:</b> Can be shared or one (1) per bay. Dealer Preference.	\$1,525.00	Shared	ES Shop	554-SEP1016AL    
<b>Vehicle Hoist</b>				
<b>Vehicle Hoist – Challenger Lifts Quick Cycle 10,000 lb. Two-Post Lift</b> <ul style="list-style-type: none"> <li>• Quick Cycle Motor allows full rise height in 27 seconds with a controlled down speed of 17 seconds.</li> <li>• Versymmetric offset front arms provide direct SPOT to vehicle lift points and safely lift both symmetrically and asymmetrically within the same service bay, maximizing service capabilities and revenue potential.</li> <li>• Oversized 5" diameter pulley and heavy-duty 5/16" cable reduce stress on equalization system and increase cable life.</li> <li>• 11' 8" standard height with 2' and 4' extensions available allow lift to be placed in standard service bay with 12' ceiling.</li> <li>• Padded overhead shut-off system prevents vehicle damage from being raised too high.</li> <li>• Fully-gusseted base plate design reduces column deflection.</li> <li>• Single-point mechanical lock release system with jacket coated protection and no-lock cable pulleys, and double clutch release bar, protect cable from stretching while disengaging both column locks simultaneously.</li> <li>• Rubber door guards provide added security against vehicle door damage.</li> </ul>	\$7,967.00	1	ES Shop	67-CL10V3-QC    










EQUIPMENT	Price*	Qty. per Bay	Location	Part Number
<b>Vehicle Hoist (Cont.)</b>				
<b>Vehicle Hoist — Rotary Lift SHOCKWAVE™</b> <ul style="list-style-type: none"> <li>• Two times faster rise and descent than most lifts on the market. 25 seconds to full rise (most lifts have a rise time of 45 – 60 seconds) and 19 seconds to fully lower (35 – 50 seconds for standard lifts).</li> <li>• Spotline™ motion-activated laser helps tech center vehicle in the bay on the first try, saving time spent repositioning the vehicle. When the vehicle is centered on the line, you're right where you need to be for a quick lift.</li> <li>• Pad lifting platforms require less spotting time than regular swing-arm lifts. The pad platforms are adjustable for different wheel bases, are have a lower ground clearance.</li> <li>• DC power reduces operating costs. Uses two standard 12 volt batteries (not included). Has a built-in charger that uses 110 volts, eliminating the need for a more-expensive 220 volt connection.</li> <li>• Includes rubber spacers when additional clearance to reach the lift points is needed.</li> <li>• In order to determine your return on investment, use our calculator at <a href="http://www.rotarylif.com">www.rotarylif.com</a>.</li> <li>• See a demonstration: <a href="http://www.youtube.com/watch?v=3TS4Gkhgz8w">http://www.youtube.com/watch?v=3TS4Gkhgz8w</a> (2-post) or <a href="http://www.youtube.com/watch?v=dQaXVIB4Sbo">http://www.youtube.com/watch?v=dQaXVIB4Sbo</a> (in-ground).</li> </ul> <p><b>NOTE: 39-SPOA7-MP</b> Standard 7,000 lb. capacity asymmetric lift also available. <b>\$9,819.00</b></p>	\$11,778.00	1	ES Shop	39-SPOA7-MP-SW  
<b>Vehicle Hoist — Rotary Lift 10,000 lb. Two-Post Lift</b> <ul style="list-style-type: none"> <li>• True asymmetric, with columns at rotated 30°. This places the approximate center of gravity of the vehicle in line with the optimum load capability of the column.</li> <li>• "Double S" column design with single piece construction provides a channel for the bearings to travel in, maximizing the strength of the column and surface contact area of the bearing.</li> <li>• Single point lock release which releases the locks at the same time.</li> <li>• Two full stroke cylinders, one in each column.</li> <li>• Arm restraints on each arm engage when the vehicle is lifted.</li> <li>• ALI certified.</li> </ul>	\$6,340.00	1	ES Shop	39-SPOA10  



EQUIPMENT	Price*	Qty. per Bay	Location	Part Number
<b>Vehicle Hoist (Cont.)</b>				
<b>Vehicle Hoist — Challenger Lifts 9,000 lb. capacity Two-Post Pad Lift</b> <ul style="list-style-type: none"> <li>• Drive-on style pad provides quick vehicle spotting for express bays.</li> <li>• Low profile pad design allows extra clearance for low profile vehicles.</li> <li>• Reinforced front and rear access ramps are designed to easily flip up and lock to extend the platform.</li> <li>• Stand column mounted spotting block storage caddy helps keep a safe and clean work environment.</li> <li>• Heavy-duty 5" diameter pulley and 5/16" cable reduces stress on equalization system and increases cable lift.</li> <li>• Padded overhead shut-off system prevents vehicle damage.</li> <li>• Single-point mechanical lock release system allows technician to disengage both column locks simultaneously.</li> <li>• Dual integrated rubber door guards help protect vehicle panels from inadvertent damage.</li> </ul> <b>NOTE: 67-CL10-XP9-QC</b> 9,000 lb.Capacity Two-Post Lift with Pad Adapter with Quick Cycle <b>\$11,810.00</b>	<b>\$10,495.00</b>	<b>1</b>	<b>ES Shop</b>	67-CL10-XP9  
<b>Vehicle Hoist — Challenger Lifts 7,700 lb. Low-Profile Double Scissor Lift</b> <ul style="list-style-type: none"> <li>• The hydraulically synchronized system provides 7,700 lbs. lifting capacity.</li> <li>• Double scissor has 74" rise height allowing more overall working clearance.</li> <li>• Faster rise time of 43 seconds providing optimum performance for express service.</li> <li>• Platform has reinforced diamond plated ramps that easily flip up to extend platform.</li> <li>• Mechanical safety lock with air actuated release allows technician to work at an ergonomic height to increase productivity and minimize fatigue.</li> <li>• Simple operation — power unit console has three push-button controls for: raise, lower and lock release.</li> <li>• The DX77 is ALI/ETL certified.</li> <li>• Can be installed flush-mount or floor-mounted.</li> </ul> <b>Also Available:</b> <b>67-DX77R</b> 7,700 lb. Scissor Lift – Recessed <b>\$13,850.00</b> <b>67-DX77-ERK</b> Extended Ramp Kit for DX77 <b>\$1,705.00</b>	<b>\$13,850.00</b>	<b>1</b>		67-DX77  




TECHNICIAN TOOLS	Price*	Qty. per Technician	Location	Part Number
<b>Battery Maintenance Kit</b>				
<b>Battery Maintenance Kit — OTC Battery Tool Kit</b> <b>Includes:</b> <ul style="list-style-type: none"> <li>• Heavy-duty battery terminal puller.</li> <li>• 4-way battery post cleaner and reamer.</li> <li>• Angled battery nut pliers.</li> <li>• 5/16" battery terminal ratchet wrench.</li> <li>• Extra long 5/16" terminal ratchet wrench.</li> <li>• 10 mm battery terminal ratchet wrench.</li> <li>• Side terminal battery brush.</li> <li>• Rugged, vinyl-coated fabric pouch.</li> </ul>	\$65.00	1	Technician	16-4639  
<b>Battery Maintenance Kit — Associated Kwik Start Booster Pack</b> <ul style="list-style-type: none"> <li>• 22Ar AGM Battery provides up to 1,700 peak amps of starting power.</li> <li>• 360 CCA.</li> <li>• Polarity indicated.</li> <li>• Two female power outlets and one USB port.</li> <li>• Built-in work light.</li> <li>• 400 amp vinyl coated steel clamps with copper Jaws.</li> </ul>	\$215.00	1	Technician	110-6256  
<b>Coolant Hydrometer</b>				
<b>Coolant Hydrometer — Robinair Coolant Refractometer</b> Used for measuring the freezing point of either propylene or ethylene glycol based cooling systems. It can also be used for checking the strength of electrolyte solution batteries. This precision instrument features high-quality optics with ultra smooth focusing. <ul style="list-style-type: none"> <li>• Scale range: 32° F – -60° F.</li> </ul>	\$75.00	1	Technician	42-75240  
<b>Grease Gun</b>				
<b>Grease Gun — Graco Grease Gun</b> Pistol-Matic Grease Gun. Develops up to 6,000 p.s.i. (400 bar) working pressure. Three-way loading: bulk fill, loader fitting and cartridge. Air-bleeder valve and vinyl grip handle included. Equipped with rigid extension and hydraulic coupler.	\$50.00	1	Technician	11-110-203  

\* Prices subject to change without notice.  
All sales are F.O.B. shipping point.  
Prices effective through 9/30/23.




TECHNICIAN TOOLS	Price*	Qty. per Technician	Location	Part Number
<b>Brake Gauge – Color Coded by Size</b>				
<b>Brake Gauge – Color Coded by Size — OTC Brake Pad Gauge</b> <ul style="list-style-type: none"> <li>The 16-6596 Brake Pad Gauge allows for a definitive measurement of brake pads to determine remaining life.</li> <li>Unique design allows for measurement on the vehicle without the removal of any components in most cases (wheel assembly or brake caliper).</li> <li>Quick reference of brake pad condition via color code scale.</li> <li>Attain measurement without removing any parts from the vehicle.</li> </ul> <p>Barrel Measurement (8 mm or more) Quick Reference Color (Green) Brake Pad Condition (No replacement necessary)</p> <p>Barrel Measurement (3 mm to 8 mm) Quick Reference Color (Yellow) Brake Pad Condition (Suggest replacement soon)</p> <p>Barrel Measurement (0 mm to 3 mm) Quick Reference Color (Red) Brake Pad Condition (Recommend replacement)</p>	\$31.00	1	Technician	16-6596  
<b>Brake Gauge – Color Coded by Size — Wright Tool STEELMAN® 8-Pc. Brake Gauge Set</b> <ul style="list-style-type: none"> <li>Constructed of 20 gauge sheet metal with a durable powder-coat finish.</li> <li>Improves customer confidence and helps eliminate the question "Did I really need a brake job?"</li> <li>Increases productivity.</li> <li>Improves sales and profit.</li> </ul>	\$15.00	1	Technician	223-97844 
<b>Hood Prop Support</b>				
<b>Hood Prop Support — Lisle Hood Prop with Support</b> <ul style="list-style-type: none"> <li>Includes a support to help prevent slipping.</li> <li>3-piece telescoping shaft locks in any position to hold hood to the desired height.</li> <li>Tool with the support telescopes from 20" – 48-1/4".</li> <li>Place the support over hood adjuster.</li> <li>Set the hood prop base into the holding support.</li> </ul>	\$68.00	1	Technician	223-46170  
<b>Impact Wrench – 1/2" Air or Electric</b>				
<b>Impact Wrench – 1/2" Air or Electric — Sioux 1/2" Impact Wrench</b> <ul style="list-style-type: none"> <li>Reverse bias power.</li> <li>Twin hammer impact mechanism.</li> <li>Built-in power regulator.</li> <li>Down handle exhaust.</li> <li>Drive size: 1/2".</li> <li>Free speed: 8,000 r.p.m.</li> <li>Recommended hose size: 3/8".</li> </ul>	\$285.00	1	Technician	223-5050C  









**Other options/products available!**







**To order call 1-866-539-4248, option 2**  
**or visit [HyundaiDealerSolutions.com](http://HyundaiDealerSolutions.com)**

TECHNICIAN TOOLS	Price*	Qty. per Technician	Location	Part Number
<b>Oil Filter Wrenches</b>				
<b>Oil Filter Wrenches — Lisle Oil Filter Wrench Assortment Cap Filter Wrench Set</b> <ul style="list-style-type: none"> <li>The cap style filter wrench set includes ten 3/8" drive cap wrenches.</li> <li>Fits 95% of domestic and import automotive applications.</li> <li>Complete set comes in a handy 10" x 13" plastic case.</li> <li>Shipping weight 5 lb. 7 oz.</li> <li>Wrench sizes include: 65/67 mm - 14 Flutes, 80 mm - 15 Flutes, 68 mm - 14 Flutes, 86 mm - 16 Flutes, 74/76 mm - 15 Flutes, 93 mm - 15 Flutes, 76 mm - 14 Flutes, 93 mm - 36 Flutes, 76 mm - 30 Flutes, 100 mm - 15 Flutes.</li> </ul>	\$100.00			319-LIS61450 
<b>Oil Filter Pliers</b> <ul style="list-style-type: none"> <li>Two-position, slip-joint handle produces the range of three separate conventional filter wrenches.</li> <li>Overall range: 2-1/4" – 4".</li> <li>Jaws are bent at a 20° angle to fit more applications.</li> <li>Sure grip teeth prevent slipping.</li> <li>Cushioned handles provide comfort.</li> </ul>	\$35.00			319-LIS50750 
<b>Socket Set 3/8" Drive</b>				
<b>Socket Set 3/8" Drive — KDT 22 Piece 1/4" Drive SAE 6 and 12 Point Socket Set (Shallow and Deep)</b> <ul style="list-style-type: none"> <li>Features a longer full polish ratchet with low profile head for greater comfort and access.</li> <li>60 tooth gear system for improved productivity and strength.</li> <li>1/4" spinner handle for versatility and added value.</li> <li>Turn down at base of sockets provide grip surface for easy disengagement.</li> <li>Shallow broach allows fasteners to be held in place.</li> <li>Double line "beauty rings" allow for easy identification of SAE sizes.</li> </ul> <p>Includes: 1/4" drive 3/16", 7/32", 1/4", 9/32", 5/16", 11/32", 3/8", 7/16", 1/2" 6 point deep SAE sockets; 3/16", 7/32", 1/4", 9/32", 5/16", 11/32", 3/8", 7/16" and 1/2" 12 point standard SAE sockets; 2" and 6" 1/4" drive extensions; 1/4" drive spinner handle and 1/4" drive full polish teardrop ratchet. Packaged in a blow molded case with removable lid.</p> <p><b>NOTE:</b> Metric</p>	\$58.00	1	Technician	319-KDT80325 

\* Prices subject to change without notice.  
All sales are F.O.B. shipping point.  
Prices effective through 9/30/23.

TECHNICIAN TOOLS	Price*	Qty. per Technician	Location	Part Number
<b>Sockets, Deep Impact</b>				
<b>Sockets, Deep Impact — 3 Piece 1/2" Drive Metric Wheel Protector Impact Socket Set</b> <p>This 3-piece set is designed with a durable outer sleeve and insert that protects wheels and lug-nuts from damage during the installation and removal during tire service. Packaged on a practical plastic socket rail. Set includes the following sizes: 17 mm, 19 mm and 21 mm.</p> <p><b>NOTE:</b> Metric</p>	\$44.00	1 Set	Technician	319-SUN2842 
<b>Sockets, Shallow Impact</b>				
<b>Sockets, Shallow Impact — Proto 13-Pc. 12-Point Standard/Metric Impact Socket Set</b> <ul style="list-style-type: none"> <li>Forged from the finest chrome molybdenum alloy steel.</li> <li>Includes: 10 – 24 mm standard length sockets.</li> <li>Packaged on a metal rail.</li> </ul> <p><b>NOTE:</b> Metric</p>	\$64.00	1 Set	Technician	319-SUN2679 
<b>Tire Tread Depth Gauge</b>				
<b>Tire Tread Depth Gauge — Milton Tread Depth Gauge</b> <ul style="list-style-type: none"> <li>The accurate and convenient way to measure the depth of new "SIPE TREADS" as well as conventional treads. A must in determining remaining tire life!</li> <li>Round aluminum indicator bar calibrated from 0 – 1" in 1/32" markings.</li> <li>Large base.</li> <li>Flat blade.</li> <li>Handy packet clip.</li> </ul>	\$8.00	1	Technician	223-448 




GENERAL	Price*	Qty.	Location	Part Number
<b>Torque Wrench 1/2" ft.-lbs.</b>				
<b>Torque Wrench 1/2" ft.-lbs. — OTC Klikker Torque Wrench</b> <ul style="list-style-type: none"> <li>• Meets all federal specifications.</li> <li>• Ratchet-style heads.</li> <li>• Permanently roll-marked scales.</li> <li>• Molded plastic storage case.</li> <li>• 30 – 150 ft.-lbs.</li> <li>• 4.2 lbs.</li> </ul> <b>NOTE:</b> Metric	\$234.00	1	Technician	16-7377  
<b>Wheel Cover Removing Tool</b>				
<b>Wheel Cover Removing Tool — Ken Tool Hubcap Remover/Installer</b> <ul style="list-style-type: none"> <li>• Use to remove and install hubcaps.</li> </ul>	\$40.00	1	Technician	319-KEN31568  
<b>Wire Brush (Included in Battery Maintenance Kit Below)</b>				
<b>Wire Brush — OTC Battery Maintenance Kit</b> Includes: <ul style="list-style-type: none"> <li>• Heavy-duty battery terminal puller.</li> <li>• 4-way battery post cleaner and reamer.</li> <li>• Angled battery nut pliers.</li> <li>• 5/16" battery terminal ratchet wrench.</li> <li>• Extra long 5/16" terminal ratchet wrench.</li> <li>• 10 mm battery terminal ratchet wrench.</li> <li>• Side terminal battery brush.</li> <li>• Rugged, vinyl-coated fabric pouch.</li> </ul>	\$65.00	1	Technician	16-4639  
<b>Hot Sleeve</b>				
<b>Lisle Hot Sleeve</b> <ul style="list-style-type: none"> <li>• Protects arms from burns while working around the engine.</li> <li>• Made of durable, heat-resistant Kevlar®.</li> <li>• Double wall construction for added heat protection.</li> <li>• Will protect hand and forearm from hot objects.</li> <li>• Will work on either right or left arm.</li> <li>• Sleeve is washable.</li> </ul>	\$19.00			223-18700  





GENERAL	Price*	Qty.	Location	Part Number
<b>Cordless Drill</b>				
<b>Milwaukee M18™ 18 Volt Lithium-Ion Cordless Drill</b> <ul style="list-style-type: none"> <li>• Variable Speeds 0 – 400 r.p.m. / 0 – 1800 r.p.m. peak torque 500 In.-lbs.</li> <li>• Compact design with advanced overload protection.</li> <li>• Includes Drill, (2) M18 Lithium-Ion batteries, Multi-Voltage charger and carry case.</li> <li>• Built-In LED light illuminates work area.</li> <li>• Compact length 7-3/4" fits in tight areas.</li> <li>• 1/2" Keyless chuck metal sleeve — Ratcheting Lock.</li> <li>• 30 minute charge time.</li> <li>• Tool warranty 5 years — Battery warranty 2 years.</li> </ul>	\$280.00			223-2606-22CT 
<b>Hex Socket</b>				
<b>Grey Pneumatic 14 mm Male Hex Socket</b> <ul style="list-style-type: none"> <li>• 1/2" drive x 14 mm Hex driver.</li> </ul>	\$15.00			223-2914M 
<b>Mechanix Gloves</b>				
<b>Mechanix Gloves</b> <ul style="list-style-type: none"> <li>• Low profile cuff for full range of motion.</li> <li>• Reinforced index finger.</li> <li>• Stretch spandex top.</li> <li>• Size: Large.</li> </ul>	\$57.00			319-MECCG40-75-010  
<b>Work Bench</b>				
<b>Borroughs Technician Work Bench</b> <ul style="list-style-type: none"> <li>• Heavy-duty (12 gauge) Stainless Steel work surface.</li> <li>• High quality powder coated finish.</li> <li>• With lower shelf, back and end guards.</li> <li>• Work surface: 60" w x 28" d.</li> <li>• Adjustable legs provide a height range of 28" to 36".</li> </ul>	\$1,389.00			450-WB132SS  

Other options/products available!

To order call 1-866-539-4248, option 2  
or visit [HyundaiDealerSolutions.com](http://HyundaiDealerSolutions.com)



GENERAL	Price*	Qty.	Location	Part Number
<b>Touchless Alignment Inspection</b>				
<b>Hunter Quick Check Drive™ Wall-Mounted Console</b> <ul style="list-style-type: none"> <li>• 1-WU592BLK wall-mounted Quick Check Drive™ console.</li> <li>• 1-DRV1BLK Quick Check Drive™ alignment sensors.</li> <li>• 1-BDC Damage-Cam with standard 15-day storage. Requires active HunterNet® subscription (3 years included).</li> </ul>	\$55,738.00	1		1-QCD92BLK  <b>HUNTER</b> Engineering Company
<b>Drain Plug Remover</b>				
<b>OTC Drain Plug Pro™</b> <p>Hot Oil in the Pan — Not on your Hand!</p> <ul style="list-style-type: none"> <li>• Remove oil drain plug without touching the plug or hot oil.</li> <li>• NO touching HOT plug.</li> <li>• NO HOT oil on hands.</li> <li>• NO dropping of plug in HOT oil.</li> <li>• NO oil soaked gloves.</li> <li>• Just magnetically attach DRAIN PLUG PRO™ to pre-loosened drain plug and rotate to remove plug.</li> </ul>	\$21.00			16-5911A  <b>OTC</b>
<b>Car Wash</b>				
<b>Broadway Rollover Car Wash. Drive-Thru</b> <ul style="list-style-type: none"> <li>• Hydraulic system provides easy operation and minimum maintenance — allows fingertip adjustments for each washing pad.</li> <li>• Total vehicle coverage. Double cycle for cars, pickups and vans.</li> <li>• Low-maintenance aluminum frame.</li> <li>• Will wash vehicles up to 84" high.</li> <li>• Washes up to 30 vehicles per hour.</li> </ul> <p><b>NOTE: 89-0387</b> Rollover cloth wash. Drive-in/back-out also available. <b>\$62,708.00</b></p>	\$64,695.00			89-0789  <b>Broadway</b> CAR WASH EQUIPMENT Since 1977

GENERAL	Price*	Qty.	Location	Part Number
<b>Service Reminder Printer</b>				
<b>Service Reminder Printer</b> This convenient service reminder label system ensures a professional image and helps promote repeat business. Its intuitive LCD operation panel makes it easy-to-operate. <ul style="list-style-type: none"> <li>• Preprogrammed with 24 industry standard messages.</li> <li>• Will be programmed with your shop name and desired phone number to print on the bottom of each label.</li> <li>• Also includes a flexible keyboard that is spill resistant and can be whipped clean of any shop soils.</li> <li>• 1 printer ribbon.</li> <li>• 3 year limited warranty on the entire system.</li> </ul> Please specify at time of ordering your Dealer Name (maximum 20 characters) and phone number as you would like it to appear at the bottom of each label. <b>NOTE:</b> The dealer should always retain the cardboard core from the used ribbon as it will be needed to attach the new ribbon. <b>NOTE:</b> <b>544-FB-P9944-02B</b> Printer Ribbon is also available. This ribbon will last for approximately 1,500 labels. <b>\$11.00</b>	\$530.00			544-FK-GX001-05    
<b>Oil Stickers</b>				
<b>Oil Stickers</b> <ul style="list-style-type: none"> <li>• 1-1/2" x 2-1/4" white vinyl.</li> <li>• 500 per roll.</li> </ul> <b>NOTE:</b> The dealer should always retain the cardboard core from the used ribbon as it will be needed to attach the new ribbon.	\$25.00			544-D-FB-P9933-45    

# Broadway Car Washes

## Rollover Cloth Car Washes

### Features:

- Hydraulic system provides easy operation and minimum maintenance. Allows fingertip adjustments for each washing pad.
- Total vehicle coverage — double cycle for cars, SUVs and minivans.
- Washes vehicles up to 84" high.
- Oscillating soft cloth mitter curtain provides fast, gentle scrubbing action that thoroughly removes stubborn road film, dirt and grime — removing wiper blades is not required.
- Quick and easy installation by factory technicians.
- Washes with only 24 gallons of fresh water per car — much less than hand washing.
- Requires no harsh chemicals, just biodegradable soap and water.
- Installs as a drive-in/back-out or as a drive-thru.
- Washes up to 30 vehicles per hour.
- Fully computerized for great versatility and complete adjustability.
- Chemical feed pumps for precise metering of soap and drying agent.
- Car wash has onboard computer with self-diagnostic capabilities.
- Low maintenance aluminum frame.

(Drive-Thru includes retract bar to pull the curtains out of the way allowing the operator to see when driving through)



Call the Hyundai Dealer Equipment Program for additional details or to place an order.

Other options/products available!

To order call 1-866-539-4248, option 2 or visit [HyundaiDealerSolutions.com](http://HyundaiDealerSolutions.com)

30 CARS  
PER HOUR



### Specifications:

- Minimum space required: Call for specifications
- Electrical service: (1) 15 hp motor, 60 amps, 3 phase, 208/230 or 480 volt
- Plumbing: 1" at 40 p.s.i., usage rate 22 g.p.m. Standard floor drain.
- Compressed air: 90 p.s.i., 5 c.f.m.
- Extended warranty: 13 month parts and labor

### Models:

**89-0387** Rollover Cloth Wash. Drive-in/back-out  
**\$62,708.00**

**89-0789** Rollover Cloth Wash. Drive-Thru  
**\$64,695.00**

**Note:** For cars with matte finish Hyundai recommends hand washing.



\* Prices subject to change without notice.  
All sales are F.O.B. shipping point.  
Prices effective through 9/30/23.

# Rotary SHOCKWAVE™ 7,000 lb. Two-Post Lift

Ideally suited for Quick Service bays, the Rotary Shockwave™ 7,000 lb. Two-Post Lift will help you achieve your goals of greater technician productivity and higher profits. Shockwave™ provides the tools to boost bay productivity and immediately increase your number of service tickets per bay.

## 39-SPOA7-MP-SW

- Two times faster rise and descent than most lifts on the market. 25 seconds to full rise (most lifts have a rise time of 45 – 60 seconds) and 19 seconds to fully lower (35 – 50 seconds for standard lifts).
- Spotline™ motion-activated laser helps tech center vehicle in the bay on the first try, saving time spent repositioning the vehicle. When the vehicle is centered on the line, you're right where you need to be for a quick lift.
- Pad lifting platforms require less spotting time than regular swing-arm lifts. The pad platforms are adjustable for different wheel bases, are have a lower ground clearance.
- DC power reduces operating costs. Uses two standard 12 volt batteries (not included). Has a built-in charger that uses 110 volts, eliminating the need for a more-expensive 220 volt connection.
- Includes rubber spacers when additional clearance to reach the lift points is needed.

## 39-SPOA7-MP

- Same as above with a regular 220 volt connection, no laser spot assist, conventional controls with regular rise and descent times.

## 39-FJ6227

- Convert a regular Rotary 39-SPOA10 to a pad lift, which minimizes time spent positioning the vehicle on the lift before raising.
- Includes lift arms, platforms and spacer adapters.
- Only certain models may be converted. Please consult the factory to confirm your lift can.

## Models:

**39-SPOA7-MP-SW** 7,000 lb. capacity asymmetric lift, Shockwave equipped  
**\$11,778.00**

**39-SPOA7-MP** 7,000 lb. capacity asymmetric lift, standard  
**\$9,819.00**

Demonstration video may be found at:  
<http://www.youtube.com/watch?v=3TS4Gkhgz8w> (2-post)

Call the Hyundai Dealer Equipment Program for additional details or to place an order.

Prices subject to change without notice.  
All sales are F.O.B. shipping point.  
Prices effective through 9/30/23.



39-SPOA7-MP-SW



SHOCK  
WAVE



Spotline™ laser helps align vehicles the first time



Equipped with pads, arms or our new pad / arm hybrid



DC power reduces operating cost



2X faster rise and descent



More productivity makes happier technicians



39-SPOA7-MP



Calculate your ROI at  
<http://www.rotarylif.com/shockwave/default.aspx>.



**HYUNDAI**

**HyundaiDealerSolutions.com**

Other options/products available!  
To order call 1-866-539-4248, option 2  
or visit [HyundaiDealerSolutions.com](http://HyundaiDealerSolutions.com)

# Hunter Quick Check Drive™



Hunter's patented system acquires multiple camber and total toe measurements. Outlier measurements are removed and the other results are averaged to provide utmost accuracy.

## Quick Check Drive Touchless Alignment Inspection

Within seconds, total toe and camber for each wheel are measured and presented against OEM specifications. Pass/fail results indicate alignment service opportunity.

### How It Works...

As the vehicle drives through, cameras measure distances to the tire to calculate total toe and individual camber.



## Quick Check Drive

### Touchless Alignment Inspection

#### FEATURES:

- ✓ Automatic Alignment Results
- ✓ 32 lasers and 8 cameras scan wheels as they drive past
- ✓ Touchless total toe and individual camber
- ✓ No stopping or labor required
- ✓ Automatic Vehicle Identification
- ✓ Display alignment results on a large monitor
- ✓ Complete transparency for customer
- ✓ Ideal for service drive and/or waiting room
- ✓ Automatic Vehicle Identification
- ✓ Captures front and/or rear license plates
- ✓ Automatic license plate-to-VIN conversion
- ✓ Automatically determine OEM specs\*
- ✓ Industry's #1 vehicle specification database

\* on most vehicles

**HUNTER**  
Engineering Company

Call the Hyundai Dealer Equipment Program for additional details or to place an order.

Other options/products available!  
To order call 1-866-539-4248, option 2  
or visit [HyundaiDealerSolutions.com](http://HyundaiDealerSolutions.com)



**1-QCD92BLK**  
**\$55,738.00**

- ✓ **1-WU592BLK** wall-mounted Quick Check Drive™ console
- ✓ **1-DRV1BLK** Quick Check Drive™ alignment sensors
- ✓ **BDC** Damage-Cam with standard 15-day storage  
Requires active HunterNet® subscription (3-years included)

 **HYUNDAI**  
**HyundaiDealerSolutions.com**

Prices subject to change without notice.  
All sales are F.O.B. shipping point.  
Prices effective through 9/30/23.



# EXPERT

## Service Equipment & Systems Planning At No Cost to You!

Most architects and contractors don't understand the needs of a service facility – ***we do!***

Our experts make sure your facility:

- ▶ Accommodates Future Vehicles
- ▶ Provides Layout Efficiency
- ▶ Maximizes Shop Throughput

### FOUR Proven Steps:

#### Detailed CAD Drawing

Includes detailed equipment and systems layout in service area as well as a lighting plan with photometric data.

#### Detailed Specifications & Budget

Includes detailed specifications for all major equipment called out in the Needs Assessment. Also includes a preliminary equipment & systems budget.

#### Equipment & Systems Needs Assessment

Key project document detailing contact information, target launch/phase dates, building requirements and recommended shop equipment to enhance fixed operations.


#### Project Coordination & Support

Single point of contact for service equipment and installation.



## Visualize your Service Department in 3D!

- ▶ Explore your shop design in beautiful real-time 3D prior to construction. Take a walk in the repair shop and see exactly how it will look in real life. (via online web conference)
- ▶ Verify equipment color(s) suit your needs prior to purchase.
- ▶ Validate all selected equipment will fit and function properly within the Service Area without interference with the building infrastructure/mechanical systems.
- ▶ Realistic images allow comparison of key product selections; in-ground versus above ground lifts/exhaust systems; tool boxes and workbenches.





## Field Sales Organization



**Ray Rutkowski**  
National Manager of Field Sales  
(248) 981-2465  
ray.rutkowski@us.bosch.com

### Area Business Consultants:


**1 Paul Barber**  
Area Business Consultant  
(269) 804-4020  
desconsultant@live.com



**2 Kevin Duke**  
Area Business Consultant  
(909) 560-0362  
kevin.duke@att.net



**3 Glyn Harris**  
Area Business Consultant  
(818) 903-5997  
go-harris@msn.com



**4 Todd Steiner**  
Area Business Consultant  
(513) 638-8633  
toddsteiner1@yahoo.com



**5 Manuel Medina**  
Area Business Consultant  
(925) 297-5096  
manny@dealerequip.com



**6 Guy Martin**  
Area Business Consultant  
(603) 336-3629  
guy.martin@dealerequip.com



**7 Robert James**  
Area Business Consultant  
(407) 448-7560  
rjames3536@cfl.rr.com



**HyundaiDealerSolutions.com**

**1-866-539-4248**





# Hyundai Car Care Express Dealer Tools and Equipment

To order call **1-866-539-4248, option 2**  
or visit **[HyundaiDealerSolutions.com](https://HyundaiDealerSolutions.com)**

