

**MB992226**

**SERRATION SOCKET**

Drawer 1 A10

10/13



**MD998716-01**

**CRANKSHAFT WRENCH**

Drawer 1 D1

10/13



**MB991636-01**

**REDUCTION BRAKE  
ADJUSTER - STOPPER**

Drawer 1 A9

10/13



**MD998375-01**

**CRANKSHAFT FRONT  
OIL SEAL INST.**

Drawer 1 C6

10/13



**MD998364-01**

**CAMSHAFT OIL SEAL  
INSTALLER**

Drawer 1 A8

10/13



**MD998376-01**

**CRANKSHAFT REAR OIL  
SEAL INST.**

Drawer 1 C5

10/13



**MIT47026**

**VALVE SPRING  
COMPRESSOR ADAPTER**

Drawer 1 A7

10/13



**MD998776-01**

**CRANKSHAFT REAR  
SEAL INSTALLER**

Drawer 1 C4

10/13



**MB992276**

**REMOVER, DRIVE BELT**

Drawer 1 A6

10/13



**MD998718-01**

**CRANKSHAFT REAR OIL  
SEAL INST.**

Drawer 1 C3

10/13



**MB992275**

**INSTALLER, DRIVE BELT**

Drawer 1 A5

10/13



**MB992183-01**

**INSTALLER, CK/SHAFT  
RR OIL SEAL**

Drawer 1 C2

10/13



**MB992042-01**

**ENGINE COOLANT TEMPERATURE  
SENSOR WRENCH**

Drawer 1 A4

10/13



**MD998774-01**

**VALVE STEM SEAL INSTALLER**

Drawer 1 C1

10/13



**MD998372-01**

**INSTALLER, BEARING**

Drawer 1 A3

10/13



**MD998737-01**

**VALVE STEM SEAL INSTALLER**

Drawer 1 C1

10/13



**MD998371-01**

**BEARING PULLER  
ADAPTER**

Drawer 1 A3

10/13

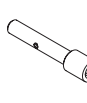


**MB991999-01**

**VALVE STEM SEAL INSTALLER**

Drawer 1 C1

10/13

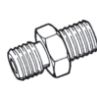


**MIT220432**

**AUTO TURNS OIL PRESSURE  
GAUGE ADAPTER**

Drawer 1 A2

10/13



**MD998373-01**

**SILENT SHAFT BEARING  
INSTALLER**

Drawer 1 B2

10/13

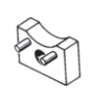


**MD998752-01**

**PULLEY WRENCH**

Drawer 1 A2

10/13



**MIT304204**

**DRAW BAR**

Drawer 1 B1

10/13



**MD998779-01**  
**SILENT SHAFT HOLDING  
TOOL**

Drawer 1 A1

10/13



**MIT49700**  
**VALVE SPRING  
COMPRESSOR**

Drawer 1 A11

10/13



**MD998374-01**  
**BEARING INSTALLER STOP**

Drawer 1 F1

10/13



**MD998245-01**  
**LOCK PIN INSTALLER**

Drawer 1 E3

10/13



**MD998412**  
**OIL PUMP GUIDE (PAIR)**

Drawer 1 E2

10/13



**MD998738-01**  
**SET SCREW**

Drawer 1 E1

10/13



**MB990947-01**  
**DRIVER GUIDE**

Drawer 1 E1

10/13



**MIT46716**  
**TPMS MAGNET**

Drawer 1 D8

10/13



**MB991705-01**  
**ADAPTER TEST FITTING**

Drawer 1 D7

10/13



**MD998713-01**  
**CAMSHAFT OIL SEAL INSTALLER**

Drawer 1 D6

10/13



**MB991559-01**  
**OIL SEAL INSTALLER**

Drawer 1 D5

10/13



**MB992103-01**  
**TIMING CHAIN WEDGE**

Drawer 1 D4

10/13



**MD998717-01**  
**FRONT OIL SEAL INSTALLER**

Drawer 1 D3

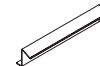
10/13



**MB992854-01**  
**MAGNETIC BASE PLATE**

Drawer 1 F2

10/13



**MD998285-01**  
**OIL SEAL GUIDE**

Drawer 1 D2

10/13



**MB990779-01**  
**BAR, INSTALLER**

Drawer 1 F2

10/13



**MB992202-01**

WRENCH, FUEL TANK

Drawer 2 B2 10/13



**MB992013-01**

ENGINE HANGER PLATE (B)

Drawer 2 D2 10/13



**MB991480-01**

FUEL TANK LOCK RING WRENCH

Drawer 2 B2 10/13



**MB992012-01**

ENGINE HANGER PLATE (A)

Drawer 2 D2 10/13



**MB992332-01**

CLUTCH REMOVAL TOOL, TCSST

Drawer 2 B1 10/13



**MB991956-01**

ENGINE HANGER

Drawer 2 D2 10/13



**MD998742-01**

GAUGE ADAPTER

Drawer 2 A8 10/13



**MB992323-01**

INSTALLER, SEAL COVER

Drawer 2 D1 10/13



**14513**

CAP SCREW USED WITH MD998742-01

Drawer 2 A7 10/13



**MD998807-01**

ROLL PIN REMOVER

Drawer 2 C4 10/13



**MB990607-01**

TORQUE WRENCH SOCKET

Drawer 2 A6 10/13



**MB992311-01**

GUIDE, OIL SEAL

Drawer 2 C3 10/13



**MIT215144**

GAUGE ADAPTER

Drawer 2 A5 10/13



**MB992313-01**

INSTALLER, OIL SEAL

Drawer 2 C2 10/13



**MB991146-01**

CAMSHAFT DOWEL PIN INSTALLER

Drawer 2 A4 10/13



**MB992314-01**

GUIDE, V RING

Drawer 2 C1 10/13



**MB992325-01**

GUIDE B, SEAL COVER

Drawer 2 A3 10/13



**MD998903**

CLUTCH SPRING COMPRESSOR

Drawer 2 B5 10/13



**MB992324-01**

GUIDE A, SEAL COVER

Drawer 2 A3 10/13



**MB992310-01**

INSTALLER, OIL SEAL

Drawer 2 B4 10/13



**MD998162-01**

SPANNER

Drawer 2 A2 10/13



**MB992312-01**

INSTALLER, OIL SEAL

Drawer 2 B3 10/13



**MD998773-01**

KNOCK SENSOR SOCKET

Drawer 2 A1 10/13



**MB992909-01**



WRENCH, FUEL TANK (ADAPTER)

Drawer 2 B2 10/13





mitsubishi drawer #2

mitsubishi drawer #2



**MB992853-01**  
ENGINE HANGER  
Drawer 2 D3 10/13  





**MB992208-01**  
ENGINE HANGER PLATE  
Drawer 2 D2 10/13  



↑  
START HERE



**MD998822-01**  
 BEARING INSTALLER  
 ADAPTER, 46MM  
 Drawer 3 B3 10/13

**MIT44802**  
 COLLET SET  
 Drawer 3 C10 10/13






**MD998334-01**  
 OIL PUMP OIL SEAL  
 INSTALLER  
 Drawer 3 B2 10/13



**MIT45287**  
 COLLET SET  
 Drawer 3 C9 10/13




**MD998323-01**  
 BEARING INSTALLER  
 Drawer 3 B1 10/13


**MB992127-01**  
 ADAPTER  
 Drawer 3 C8 10/13



**MB992038-01**  
 PRELOAD SOCKET  
 Drawer 3 A7 10/13





**MD998821-01**  
 BEARING INSTALLER  
 ADAPTER, 44MM  
 Drawer 3 C6 10/13




**MB990938-01**  
 HANDLE  
 Drawer 3 A7 10/13

**MD998818-01**  
 BEARING INSTALLER  
 ADAPTER, 38MM  
 Drawer 3 C5 10/13




**MB990662-2-01**  
 FITTING, COMPONENT  
 OF MB990662-01  
 Drawer 3 A6 10/13




**MD998817-01**  
 BEARING INSTALLER  
 ADAPTER, 34MM  
 Drawer 3 C4 10/13






**MB990662-1-01**  
 FITTING, COMPONENT  
 OF MB990662-01  
 Drawer 3 A6 10/13






**MD998816-01**  
 BEARING INSTALLER  
 ADAPTER, 30MM  
 Drawer 3 C3 10/13






**MB990228-01**  
 PRELOAD SOCKET  
 Drawer 3 A5 10/13

**MD998824-01**  
 BEARING INSTALLER  
 ADAPTER, 50MM  
 Drawer 3 C2 10/13

**MB990941-01**  
 TORQUE TUBE BEARING  
 INSTALLER  
 Drawer 3 A4 10/13

**MD998820-01**  
 INSTALLER ADAPTER,  
 42MM  
 Drawer 3 C1 10/13






**MB990031-01**  
 DRIVE PINION OIL SEAL  
 INSTALLER  
 Drawer 3 A3 10/13





**MB992221-01**  
 PULLER SET KIT  
 Drawer 3 B6 10/13





**MB991168-01**  
 DIFFERENTIAL SEAL  
 INSTALLER  
 Drawer 3 A2 10/13



**MB992210-01**  
 OIL SEAL INSTALLER  
 Drawer 3 B5 10/13

**MB992141-01**  
 OIL SEAL INSTALLER  
 Drawer 3 A1 10/13

**MD998829-01**  
 BEARING INSTALLER  
 Drawer 3 B4 10/13

**MB990799-01**

**AXLE BEARING  
REMOVER/INSTALLER**

Drawer 3 F3 10/13



**MB992039-01**

**SLIDE HAMMER PULLER**

Drawer 3 F2 10/13



**MB992216-01**

**TRANSMISSION  
INSTALLER (5TH GEAR)**

Drawer 3 F1 10/13



**MB992220-01**

**INPUT SHAFT ADAPTER**

Drawer 3 E4 10/13



**MB992219-01**

**OUTPUT SHAFT  
ADAPTER**

Drawer 3 E3 10/13



**MD998802-01**

**INPUT SHAFT HOLDER**

Drawer 3 E2 10/13



**MIT4336  
BEARING DRIVER  
HANDLE**

Drawer 3 E1 10/13



**MB992206-01**

**OIL SEAL INSTALLER**

Drawer 3 D5 10/13



**MB992140-01**

**OIL SEAL INSTALLER**

Drawer 3 D4 10/13



**MB992138-01**

**BEARING INSTALLER**

Drawer 3 D3 10/13



**MB992873-01**

**SEAL INSTALLER**

Drawer 3 F6 10/13



**MIT304180-A**

**INSTALLER HANDLE**

Drawer 3 D2 10/13



**MIT27537**

**DRIVE PLATE**

Drawer 3 F5 10/13



**MB992037-01**

**INPUT SHAFT OIL SEAL  
INSTALLER**

Drawer 3 D1 10/13



**MIT27526**

**DRIVE PLATE**



Drawer 3 F4 10/13





**MB991833-01**  
**DRIVESHAFT PULLER**  
 Drawer 4 C1 10/13






**MB991015-01**  
**FRONT HUB OIL SEAL INSTALLER**  
 Drawer 4 E2 10/13

**MB991448-01**  
**BUSH REMOVER & INSTALLER BASE**  
 Drawer 4 B8 10/13



**MB991056-01**  
**KNUCKLE ARM BRIDGE**  
 Drawer 4 E1 10/13

**MB990800**  
**BALL JOINT DUST COVER INSTALLER**  
 Drawer 4 B7 10/13




**MB990211-01**  
**SLIDE HAMMER WITH ADAPTER KIT**  
 Drawer 4 D2 10/13



**MB990889**  
**REAR SUSPENSION BUSHING RING**  
 Drawer 4 B6 10/13




**MB990211-2-01**  
**ADAPTER COMPONENT OF MB990211-01 KIT**  
 Drawer 4 D1 10/13






**MB991714-01**  
**BRAKE BOOSTER TOOL**  
 Drawer 4 B5 10/13

**MB992164**  
**DOOR GLASS ADJUST BLOCK SET (BLUE / PS28)**  
 Drawer 4 C5 10/13




**MB990955A-01**  
**OIL SEAL INSTALLER**  
 Drawer 4 B4 10/13

**MB992053**  
**DOOR GLASS ADJUST BLOCK SET (BLACK/ PS24)**  
 Drawer 4 C5 10/13




**MD998443-01**  
**AUTO-LASH ADJUSTER HOLDER**  
 Drawer 4 B3 10/13






**MB992050**  
**DELTA GLASS ADJUST BLOCK SET**  
 Drawer 4 C5 10/13




**MIT27522**  
**DRIVE PLATE**  
 Drawer 4 B2 10/13






**MB991380-01**  
**OIL SEAL INSTALLER**  
 Drawer 4 C4 10/13



**MB990776-01**  
**FRONT AXLE BASE**  
 Drawer 4 B1 10/13




**MB992236-01**  
**INSTALLER, CIRCLIP**  
 Drawer 4 C3 10/13

**J-44372**  
**5-60 LB PULL GAUGE**  
 Drawer 4 A2 10/13

**MIT217213**  
**PINS, 11MM SET**  
 Drawer 4 C2 10/13




**MB991963**  
**SUSPENSION BUSHING ARBOR**  
 Drawer 4 A1 10/13





**MIT217212**  
**PINS, 10MM SET**  
 Drawer 4 C2 10/13




**MB991244-01**  
**TRUNK LID TORSION BAR REMOVER/REPLACER**  
 Drawer 4 A1 10/13






**MB991367-01**  
**SPANNER WRENCH**  
 Drawer 4 C2 10/13




Empty label boxes for parts identification.

Empty label boxes for parts identification.

**MIT308239**  
CRANK/CAMSHAFT  
PULLEY HOLDER PIN  
Drawer 4 F2 10/13





Empty label box for parts identification.

**MB990767-01**  
END YOKE HOLDER  
Drawer 4 F2 10/13




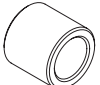
Empty label box for parts identification.

**MB990392-01**  
GAUGE TUBE  
Drawer 4 F1 10/13





Empty label box for parts identification.

**MB992867-01**  
KNUCKLE ARM BRIDGE  
SPACER  
Drawer 4 E4 10/13




Empty label box for parts identification.

**MB990998-01**  
FRONT HUB REMOVER/  
INSTALLER  
Drawer 4 E4 10/13



Empty label box for parts identification.

**MB991115-01**  
OIL SEAL INSTALLER  
Drawer 4 E3 10/13



Empty label box for parts identification.

↑  
START HERE



**MB992198-01**

**AXLE OIL SEAL  
INSTALLER**

Drawer 5 C3

10/13



**MB992197-01**

**AXLE OIL SEAL INSTALLER  
- DIFFERENTIAL**

Drawer 5 C2

10/13



**MB990339-01**  
**PINION/ CARRIER BRNG  
PULLER SET**

Drawer 5 C1

10/13



**MIT217214-1**  
**EXTRACTOR SCREW  
SET**

Drawer 5 B3

10/13



**MD998333-01**  
**OIL PUMP REMOVER  
(PAIR)**

Drawer 5 B3

10/13



**MB990891-01**

**INSTALLER BASE**

Drawer 5 B2

10/13



**MB992049-01**  
**FUEL PRESSURE CHECK  
TEE**

Drawer 5 E3

10/13



**MB990887-01**

**TRANSFER CASE SEAL  
INSTALLER RING**

Drawer 5 B2

10/13



**MLR-8382**  
**LEAK CHECK ADAPTER  
(1/4 TURN)**

Drawer 5 E2

10/13



**MD998834-01**  
**SPECIAL SPANNER (50  
MM OFFSET SOCKET)**

Drawer 5 B1

10/13



**MD998924-A**

**BOLT**

Drawer 5 E1

10/13



**MB991628-01**

**SPRING COMPRESSOR**

Drawer 5 A4

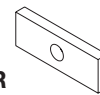
10/13



**MD998924-01**  
**CL SPRING  
COMPRESSOR RETAINER**

Drawer 5 E1

10/13



**MD999577-01**  
**CLUTCH SPRING  
COMPRESSOR**

Drawer 5 A3

10/13



**MD998332-01**  
**MIT211143 TRANS.  
PRESS. ADAPTER (PAIR)**

Drawer 5 D2

10/13



**MB991790-01**

**SPRING COMPRESSOR**

Drawer 5 A2

10/13



**MB992018-01**

**OIL PRESSURE JOINT**

Drawer 5 D2

10/13



**MB991629-01**

**SPRING COMPRESSOR**

Drawer 5 A1

10/13

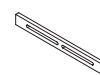


**MIT6311**

**15" GAUGE BAR**

Drawer 5 D1

10/13

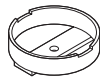


**MB991789-01**

**SPRING COMPRESSOR**

Drawer 6 B2

10/13



**MD998735-01**

**VALVE SPRING COMPRESSOR**

Drawer 6 B1

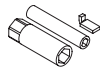
10/13



**MB991633-01**  
**BAND ADJUSTER TOOL SET**

Drawer 6 A6

10/13



**MD998350-01**

**BEARING INSTALLER**

Drawer 6 A5

10/13



**MB991630-01**

**CLUTCH SPRING COMPRESSOR**

Drawer 6 A4

10/13

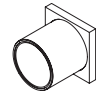


**MB992272-01**

**BEARING INSTALLER**

Drawer 6 A3

10/13

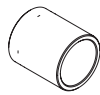


**MB991445-01**

**BUSH REMOVER & INSTALLER BASE**

Drawer 6 A2

10/13



**MIT991550**

**PUMP ADAPTER, 90 DEGREES**

Drawer 6 A1

10/13



**MB991549-01**

**HOSE ADAPTER**

Drawer 6 A1

10/13

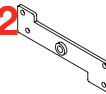


**MB992139-01-2**

**COMPONENT OF MB992139-01**

Drawer 6 C3

10/13



**MB991548-01**

**PUMP ADAPTER**

Drawer 6 A1

10/13



**MB992139-01-1**

**COMPONENT OF MB992139-01**

Drawer 6 C3

10/13

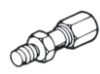


**MB990994-01**

**OIL PRESSURE GAUGE ADAPTER**

Drawer 6 A1

10/13



**MB992139-01**  
**SPRING COMPRESSOR KIT**

Drawer 6 C3

10/13



**MB990993-01**

**OIL PRESSURE GAUGE ADAPTER**

Drawer 6 A1

10/13



**MIT220433**  
**FUEL PRESSURE TEST ADAPTER**

Drawer 6 C1

10/13





**MLR-9873**  
ASSEMBLY, PRESSURE GAUGE  
Drawer 7 B2 10/13  





**MIT210196**  
FUEL PRESSURE GAUGE  
Drawer 7 B2 10/13  





**MB990662-01**  
OIL PRESSURE GAUGE KIT  
Drawer 7 B2 10/13  





**MIT305303**  
PRESSURE GAUGE  
(COMPONENT OF MB998330-01)  
Drawer 7 A4 10/13  




**MIT305302**  
PRESSURE GAUGE  
(COMPONENT OF MB998330-01)  
Drawer 7 A4 10/13  



**MIT304253**  
PRESSURE GAUGE  
(COMPONENT OF MB998330-01)  
Drawer 7 A4 10/13  



**MD998330-01**  
OIL PRESSURE GAUGE SET  
Drawer 7 A4 10/13  



**MB991632-01**  
CLEARANCE DUMMY PLATE  
Drawer 7 A2 10/13  



**MB991631-01**  
CLEARANCE DUMMY PLATE  
Drawer 7 A2 10/13  



**MB992195-01**  
SPRING COMPRESSOR  
Drawer 7 A1 10/13  

